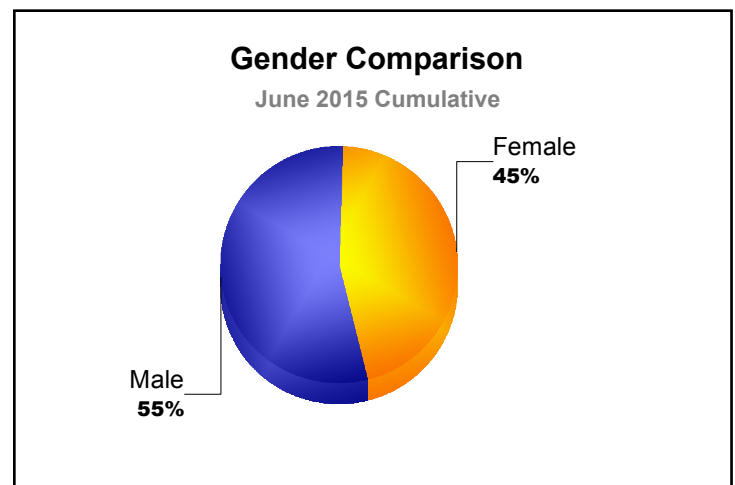
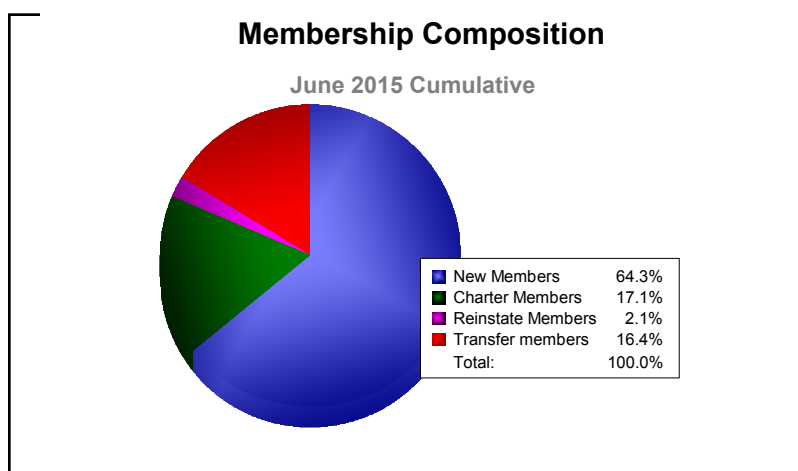
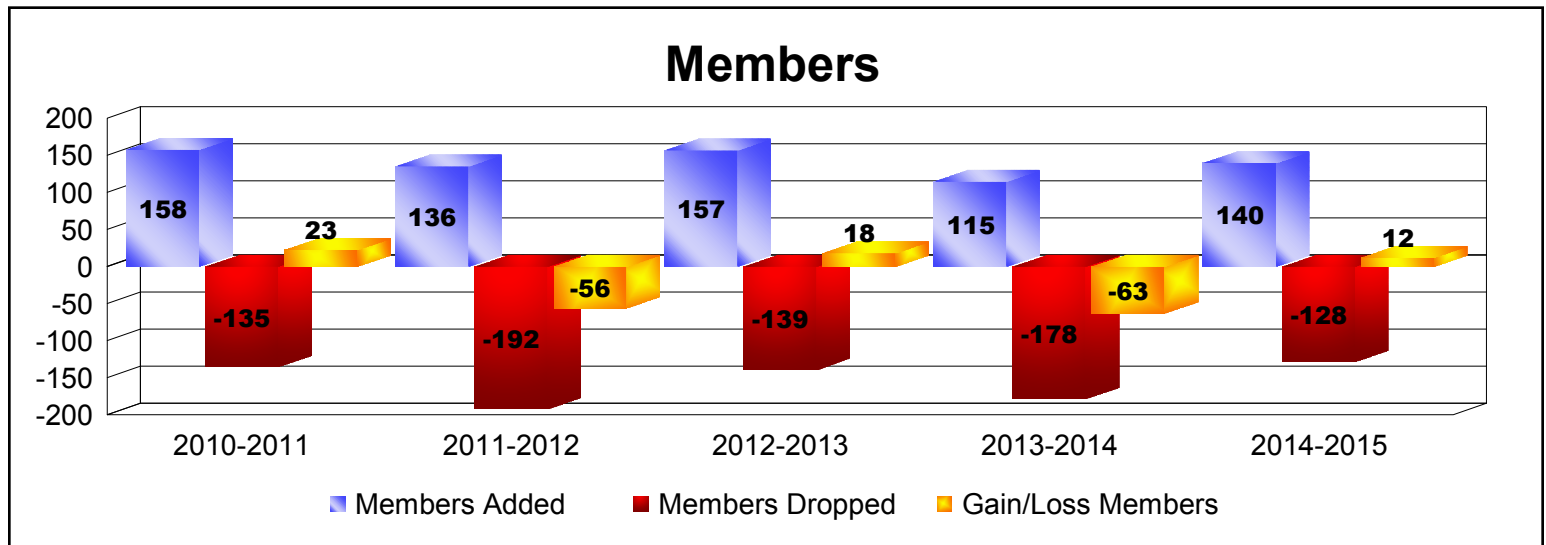
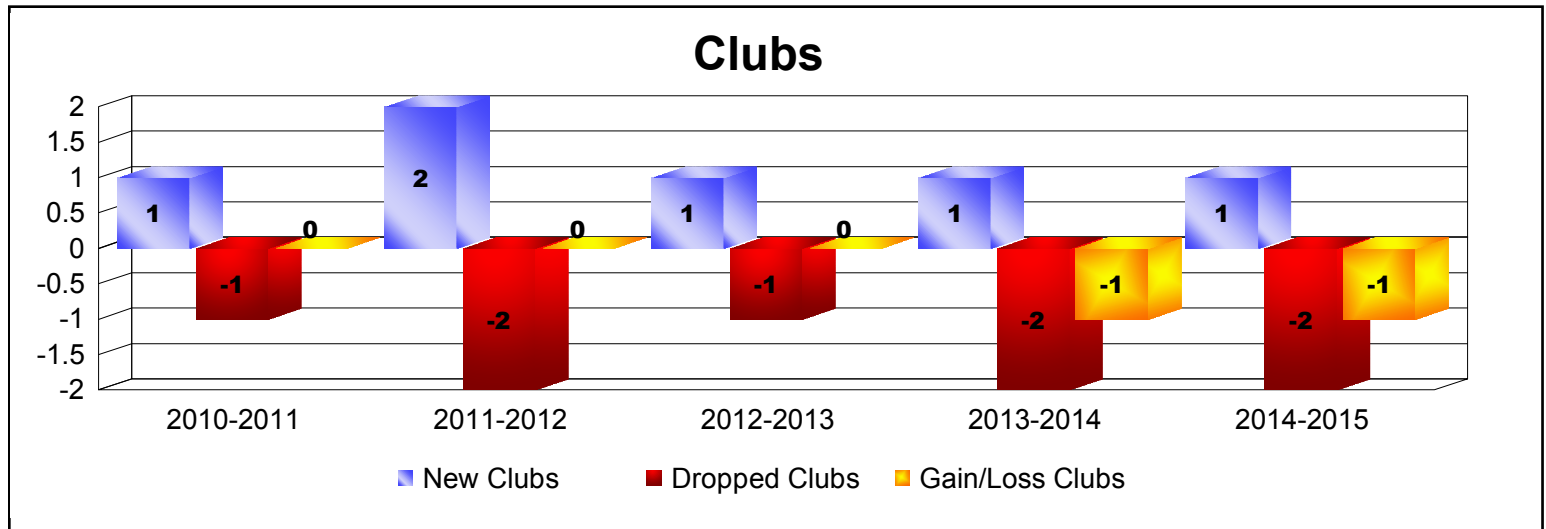


Year	New Clubs	Dropped Clubs	Gain/ Loss Clubs	New Members	Charter Members	Reinstate Members	Transfer Members	Total Member Added	Total Members Dropped	Gain/ Loss Members
2010-2011	1	-1	0	116	22	9	11	158	-135	23
2011-2012	2	-2	0	65	51	9	11	136	-192	-56
2012-2013	1	-1	0	122	23	4	8	157	-139	18
2013-2014	1	-2	-1	68	27	4	16	115	-178	-63
2014-2015	1	-2	-1	90	24	3	23	140	-128	12
Average	1	-2	0	92	29	6	14	141	-154	-13



Year	New Clubs	Dropped Clubs	Gain/ Loss Clubs	New Members	Charter Members	Reinstate Members	Transfer Members	Total Member Added	Total Members Dropped	Gain/ Loss Members
2010-2011	0	0	0	3	0	0	0	3	-2	1
2011-2012	0	0	0	3	0	0	0	3	-3	0
2012-2013	0	0	0	3	0	0	0	3	0	3
2013-2014	0	0	0	3	0	0	0	3	-2	1
2014-2015	0	0	0	2	0	0	0	2	-3	-1
Average	0	0	0	3	0	0	0	3	-2	1

